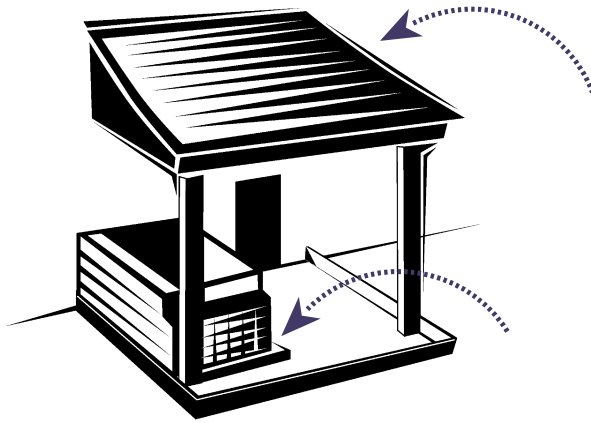


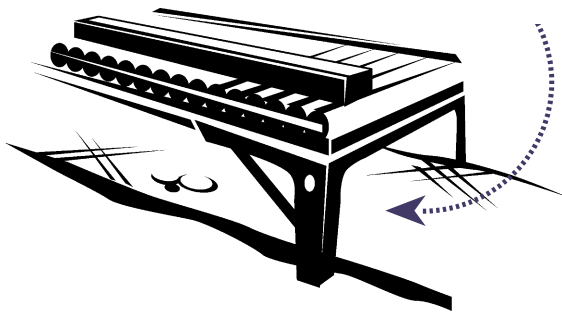
Timber Products Facilities

BEST MANAGEMENT PRACTICES



Store raw and finished wood products inside or in covered, bermed areas on elevated pads.

Almacene las materias primas y los productos de madera terminados en áreas interiores o cubiertas, en jergones altos.



Extend drip time in process areas and place drip pads under conveyance equipment.


Extienda los períodos de goteo en las áreas de procesamiento y coloque almohadillas de absorción de goteras bajo el equipo de transporte.

How to Prevent Stormwater Pollution at Timber Products Facilities



Inspect containers for leaks and clean up immediately using dry methods.

Inspeccione los contenedores en busca de goteras y límpielos inmediatamente con métodos secos.



Frequently clean up debris and provide dust control.

Recoja desperdicios con frecuencia y controle el polvo.

How to Prevent Stormwater Pollution at a Timber Products Facility

BEST MANAGEMENT PRACTICES

■ Log, Lumber, Wood Product, Chemical and Residue Storage Areas

Locate storage areas away from high traffic areas, drainage pathways, and surface waters. Divert storm water around storage areas with ditches, swales, and/or berms. Locate storage areas on stable, well-drained soils with slopes of 2-5 percent. Cover storage areas if possible.

Line wood storage areas with crushed rock or gravel or porous pavement to promote infiltration, minimize discharge and provide sediment and erosion control. Provide secondary containment around chemical storage areas. Cover and/or enclose chemical storage areas.

Place materials on raised pads of compacted earth, clay, shale, or stone to collect and drain runoff. Cover and/or enclose stored residues using silos, van trailers, shed, roofs, buildings or tarps. Assemble residue piles and stack materials to minimize surface areas exposed to precipitation. Spray surfaces to reduce windblown dust and residue particles.

Avoid contamination of residues with oil, solvents, chemically treated wood, trash, etc. Limit storage time of residues to prevent degradation and generation of leachates.

Inventory and inspect fluid containers to identify leaks. Use drip pads to collect and recycle spills and leaks. Develop and implement spill prevention, containment and countermeasure (SPCC) plans.

Practice good housekeeping measures such as frequent removal of debris.

Provide collection and treatment of runoff with containment basins. Use ponds for collection, containment and recycle for log spraying operations. Use silt fence and rip rap check dams in drainage ways.

■ Loading and Unloading and Material Handling Areas

Use diversion berms and dikes to limit run on. Cover loading and unloading areas. Enclose material handling systems for wood wastes. Pave areas to enable easy collection of spilled materials.

Cover materials entering and leaving areas. Clean up debris and provide dust control.

■ Wood Surface Protection and Preserving Activities

Locate treatment chemical loading and unloading areas away from high traffic areas where tracking of the chemical may occur. Pave and berm areas used by equipment that has come in contact with treatment chemicals. Cover and/or enclose treatment areas.

Dedicate equipment that is used for treatment activities to that specific purpose only to prevent the tracking of treatment chemicals to other areas on the site.

Extend drip time in process areas before moving to storage areas. Provide drip pads under conveyance equipment from treatment process areas.

Provide containment in treated wooded storage areas. Cover storage areas to prevent contact of treated wood products with precipitation. Elevate stored, treated wood products to prevent contact with run-on/runoff.

Frequently inspect treatment chemical loading and unloading areas during and after activities occur to identify any spills or leaks needing clean-up.

■ Numbers to Call for More Information

Department of Toxic Substances Control (hazardous waste questions) (818) 551-2800/2830 (Duty office) or (916) 324-1826

Regional Water Quality Control Board, Los Angeles Region (213) 266-7500

Check the phone book for your local wastewater treatment plant.

If you have questions about this fact sheet, please call:

City of Los Angeles
Department of Public Works
Stormwater Program

1-800-974-9794

