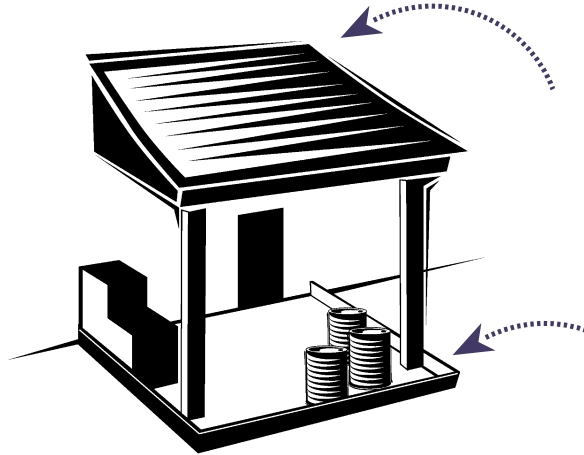



Steam Electric Power Generating Facilities

BEST MANAGEMENT PRACTICES




Store materials and waste inside or in covered, bermed areas.

Almacene materiales y desperdicios en interiores, o en áreas cubiertas o rodeadas de un arcén.



Use drip pans and other measures to contain leaks in loading/unloading areas.


Utilice cubos y otras medidas para recoger goteras en las áreas de carga y descarga.



Maintain a clean facility to prevent off-site tracking of coal dust and ash.

Mantenga el taller limpio para evitar la salida de polvo de carbón y cenizas.

How to Prevent Stormwater Pollution at Steam Electric Generating Facilities



Inspect incoming vehicles, equipment, and containers for leaks.

Inspeccione los vehículos al ingresarlos, el equipo y los contenedores en busca de grietas.



Immediately clean up spills using dry methods.

Limpie cualquier reguero inmediatamente con materiales secos.

BMPs

How to Prevent Stormwater Pollution at Steam Electric Generating Facilities

BEST MANAGEMENT PRACTICES

■ **Dust and Ash Control**

Minimize offsite tracking of coal dust, ash, and residue. Consider specially designed tires, or washing vehicles in a designated area before they leave the site, and controlling the wash water. Where practicable, clear the ash building floor and roadways of spillage, debris and excess water before each loaded vehicle departs. Reduce ash residue on exit roads leading into and out of residue handling areas.

Inspect all residue-hauling vehicles for proper covering over the load, adequate gate sealing and overall integrity of the body or container. Repair vehicles without load covers or adequate gate sealing, or with poor body or container conditions as soon as practicable.

■ **Delivery Vehicles**

Inspect delivery vehicles arriving on the plant site, and ensure overall integrity of the body or container. Control leakage or spillage from vehicles or containers, and ensure that proper protective measures are available for personnel and environment.

■ **Loading/Unloading Areas**

Use containment curbs in unloading areas. Minimize storm water run-on to the loading area by grading, berming, or curbing the area around the loading area to direct storm water away from the area. Locate the loading/unloading equipment and vehicles so that leaks can be controlled in existing containment or flow diversion systems. Where practicable, loading/unloading areas should be covered.

During deliveries have station personnel familiar with spill prevention and response procedures present to ensure that any leaks or spills are immediately contained and cleaned up.

Use spill and overflow protection (drip pans, drip diapers, and/or other containment devices beneath fuel oil connectors) to contain any spillage that may occur during deliveries or due to leaks at connectors.



■ **Liquid and Material Storage Areas**

Use protective guards around tanks, and containment curbs around storage areas. Minimize stormwater run-on by constructing an enclosure or building a berm around the area. Consider collecting runoff in graded swales or ditches, providing erosion protection measures at steep outfall sites (e.g., concrete chutes, riprap, tilling basins), and covering lay down areas. Store materials indoors or cover with a permanent or temporary covering made of polyethylene, polyurethane, polypropylene, or hypalon.

Use spill and overflow protection (drip pans, drip diapers, and/or other containment devices) beneath chemical connectors to contain any spillage due to leaks at connectors. Use dry cleanup methods for any spills that do occur.

Comply with applicable State and Federal laws for large bulk fuel storage tanks, including Spill Prevention Control and Countermeasures (SPCC).

Inspect the structural integrity of all above ground tanks, pipelines, pumps and other related equipment on a weekly basis. Immediately repair any problems found during inspections.

■ **Oil Bearing Equipment in Switchyards**

Consider level grades and gravel surfaces to retard flows and limit the spread of spills. Collect storm water runoff in perimeter ditches.

■ **Numbers to Call for More Information**

Department of Toxic Substances Control (hazardous waste questions) (818) 551-2800/2830 (Duty office) or (916) 324-1826

Regional Water Quality Control Board, Los Angeles Region (213) 266-7500

Check the phone book for your local wastewater treatment plant.

If you have questions about this fact sheet, please call:

City of Los Angeles
Department of Public Works
Stormwater Program

1-800-974-9794